

*Mno-Kosmaan Giizhgad*  
*Happy Pumpkin Day*  
*(Halloween)*



**ANISHINABEK**  
EDUCATION SYSTEM

A language resource  
booklet developed by the  
Kinooaadziwin Education  
Body for Participating First  
Nations

# Contents

---

- 03** Introduction
- 04** Word Bank
- 05** I Spy
- 06** Colour by Numbers
- 07** Colouring Page
- 08** Maze Challenge
- 09** Picture Match
- 10** Picture Match - Answer Key



# Aaniin! Hè! Hello!

In preparation of the upcoming Halloween celebration, the Kinoomaadziwin Education Body (KEB) is pleased to share this Anishinaabe language resource with all Participating First Nations of the Anishinabek Education System.

As part of our ongoing efforts to support communities in language revitalization, the KEB will continue to develop resources and tools that may be used by the Participating First Nations at your convenience.

In the following pages, you will find several activities and word lists that may be used to support students in creating messages related to Halloween through games, activities, and artwork.

Teachers are welcome to use the resource for in-class lessons or extra-curricular activities. For in-class lessons, we recommend beginning by working through the words as a group and sounding them out together to practice speaking Anishinaabemowin.

Students may then move into working with the words to create their own arts and crafts related to Halloween. These can be for themselves, or they can create something for their classmates, friends, and family.

Included in this resource package you will find several activities that may be used at your convenience in the days leading up to Halloween. The resources include:

- 1 word bank
- 1 I spy
- 1 colour by numbers
- 1 colouring page
- 1 maze challenge
- 1 picture word match accompanied with an answer key

To encourage the use of oral language, students can say the words they find in the pages out loud, while doing the activities. This may help them to practice speaking Anishinaabemowin.

The activities enclosed in the following pages were developed using the Nbisiing dialect of Anishinaabemowin. They are geared to support students in Junior Kindergarten to grade 6, but they can be used and enjoyed by language learners of all ages!

As the KEB continues to develop language resources for Participating First Nations, we welcome your feedback on ways to enhance products to meet your needs. If you are interested in translating the following resources to another dialect of Anishinaabemowin, or to Lenape, please connect with Zachary Beaudette at the contact information below.

**Miigwech! Anushiik! Thank you!**

**Zachary Beaudette**  
Language & Culture Lead  
Kinoomaadziwin Education Body  
zachary.beaudette@a-e-s.ca  
705-845-3634  
705-816-1900 (cell)

# Word Bank

---

Kosmaan Giizhgad	Pumpkin Day (Halloween)
Kosmaan / Kosmaan	Pumpkin / pumpkins
Kosmaan Debaate	Pumpkin Pie
Jiibay / Jiibayak	Ghost / ghosts
Zisbaaktoonhs	Candy
Enji-shangeng	Feast (where people are fed)
Zegaachge	Decorating
Binaakwii Giizis	Falling Leaves moon (October)
Sabkeshii / Sabkeshiik	Spider / spiders
Jiibay Giizhgad	Ghost / Spirit Day
Pakwaanaajiih / Pakwaanaajiihak	Bat / bats
Mkade-Gaazhgenhs	Black cat
Gookookoo / Gookookoog	Owl / owls
Mendozid	Witch
Ngii-mnowaaz	I had fun
Gwiishnaagoz	You look cute
Nwiichkiwenh	My friend
Miigwech	Thank you
Zaawaaminaande	Orange
Mkade'aande	Black

# I Spy

Search for each item below and write down the number you find for each item. Then practice counting in Anishinaabemowin!



- 1 Bezhig
- 2 Niizh
- 3 Nswi
- 4 Newin
- 5 Naanan
- 6 Ngodwaaswi
- 7 Niizhwaaswi
- 8 Nshwaaswi
- 9 Zhaangswi
- 10 Mtaaswi



\_\_\_\_\_



\_\_\_\_\_



\_\_\_\_\_



\_\_\_\_\_



\_\_\_\_\_



\_\_\_\_\_



\_\_\_\_\_



\_\_\_\_\_



\_\_\_\_\_



\_\_\_\_\_



\_\_\_\_\_



\_\_\_\_\_

# Colour by Numbers

Colour each section by the colour that matches the number. Then practice reading colours in Anishinaabemowin! (Numbers are listed in English on pg. 5)

Bezhik = Zaawaande (Yellow)

Newin = Zhaawshkwaande (Green)

Niizhwaaswi =

Niizh = Mkade'aande (Black)

Naanan = Mskwaande (Red)

Waabshkaande (White)

Nswi = Kiinaande (Brown)

Ngodwaaswi = Zhaawshkwaande (Purple)



Name: \_\_\_\_\_

Date: \_\_\_\_\_

# Colouring Page

---



Name: \_\_\_\_\_


Date: \_\_\_\_\_

# Maze Challenge

Help the binnoojinhyag (children) find their way to the Jibay Wiigwaam (spirit house).



Giizhiitaa (Finish)



Maajtaa (Start)

Name: \_\_\_\_\_

Date: \_\_\_\_\_



# Picture Match

---

Match each image with the correct name in Anishinaabemowin.




**Ziisbaaktoonhs**



**Sabkeshii**




**Mkade-Gaazhgenhsak**



**Gookookoo**

# Picture Match

## Answer Key



Zisbaaktoonhs

Sabkeshii

Mkade-Gaazhgenhsak

Gookookoo